

# Initial 12-month Post-Completion OPT I-765\* (08/03/2023 edition)

Download, save, and complete Form I-765

If you chose to use your own mailing address and your mailing and physical addresses are the same, select "Yes."

8. Leave blank unless you have previously been issued an EAD from USCIS. If you have previously received an EAD, the A# may be listed on your card as the USCIS #.

9. Leave blank unless you already have a USCIS online account.

10 - 11. Complete fields with your information

12. Indicate if you have previously filed a Form I-765 with USCIS

Items 13.a - 17.b refer to your Social Security Number (SSN)

If you've already been issued an SSN, answer as follows:

13.a. Select "Yes"

13.b. Provide your SSN

14. Select "No"

15 - 17.b. Leave blank

If you have NOT already been issued an SSN and want the Social Security Administration to issue you one upon approval of your OPT (instead of applying in person at a Social Security Administration office), answer as follows:

13.a. Select "No"

13.b. Leave blank

14. Select "Yes"

15. Select "Yes"

16.a.-17.b. Provide the full names of your Father and Mother( )

If you have NOT already been issued an SSN and prefer to apply in-person at a Social Security Administration office upon approval of your OPT (instead of having the SSA issue you one automatically), answer as follows:

13.a. Select "No"

13.b. Leave blank

14. Select "No"

15 - 17.b. Leave blank

18.a. Indicate your country of citizenship

18.b. If you are a citizen or national of another country, indicate this information here.

Otherwise, leave blank.

Complete fields 19.a - 20 with your personal information. Please note that if the name of the place you were born has changed, you should use the name as it was at the time of your birth.

21.a. Enter the 11-digit admission number from your most recent [I-94 arrival record](#).

21.b. Enter your most recent passport number

21.c. Leave blank

21.d - 26 - Complete fields with your personal information(  
)


27. Enter exactly as shown: (c) (3) (B)

EVgj +# 6YY1^dcVax[db Vi ^dc

Complete this section only if you have additional information to provide. Typical examples of this



include:

1. You have been approved for CPT in the past
- ^2. You have submitted a Form I-765 to USCIS (for OPT, Severe Economic Hardship, etc) in the past (even if the application was later withdrawn) the





EgZk^dj h DEI



Approved OPT:



Withdrawn OPT:



Denied OPT:



Previous SEVIS ID Number:

3.a. Page Number	3.b. Part Number	3.c. Item Number
3	2	26

3.d. Previous SEVIS ID: N0001234567

---

---

---

---

---

---

---

---

---

---

These instructions are meant to help you with best practices in completing the Form I-765 for an OPT application. Please note, this is not legal advice.

